

# Rock Jewelry for Genesis 3 and 8 Female(s)



**MikeD**

2018

Thank you for purchasing Rock Jewelry package for Genesis 3 and 8 Female!

There are sixteen items in the Rock - Tribal collection, four bracelets, three necklaces, three pendants and six rings, all sculpted in ZBrush and textured in Substance Painter.

All bracelets, one pendant and all rings are static props. The necklaces and the other two pendants are fully rigged. There are wearable presets for all items so they can be loaded up to any Genesis 3 or Genesis 8 female figure. The bracelets and the rings **may need adjustments** when you use them with a character morph. The necklaces support a variety of Genesis 3 and Genesis 8 DAZ female morphs. You may need to adjust them if you dial in a character morph.

There are many morphs that support adjustments and styling for the necklaces.

You may unparent the pendants from the necklaces and parent your own pendant prop to that "link". In that way you can use the necklaces as bases for your other pendants.

You can also select the color of crystal for Ring 02 by changing the 'Transmitted Color' color property of the 'Crystal' surface.

The product includes:

4 Bracelets for each figure (with wearable presets for left and right hand)

6 Rings for each figure (with wearable presets for each finger of the left and the right hand)

3 Rigged Necklaces and 3 pendants for Necklace 01, Necklace 02 and Necklace 03 for each figure (with wearable presets for the necklaces alones, or with combinations of any necklace with any pendant).

- One material preset for each Ring in 3Delight and one material preset for each Ring in Iray. Two material presets for the Bracelets 01, 02 and 03 in 3Delight and two material presets for the same Bracelets in Iray. Five material presets for the Bracelet 04 in 3Delight and five material presets for the same Bracelet in Iray. Two material presets for the Necklaces 02 and 03 in 3Delight and two material presets for the same Necklaces in Iray. Four material presets for the Bracelet 01 in 3Delight and four material presets for the same Necklace in Iray. Three material presets for the Pendants 02 and 03 in 3Delight and three material presets for the same Pendants in Iray. Two material presets for the Pendant 01 in 3Delight and two material presets for the same Necklace in Iray.

These can be found in the Content Library in:

*"Your Daz Library\People\Genesis 3 Female\Accessories\MikeD\Rock Jewelry \MAT\3Delight"*

*"Your Daz Library\People\Genesis 3 Female\Accessories\MikeD\Rock Jewelry\MAT\Iray"*

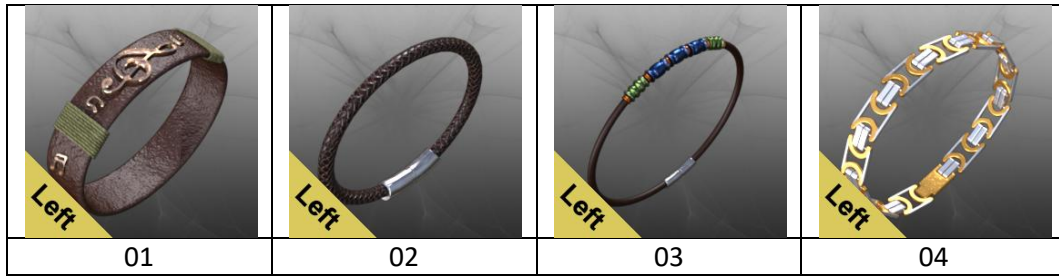
*"Your Daz Library\People\Genesis 8 Female\Accessories\MikeD\Rock Jewelry \MAT\3Delight"*

*"Your Daz Library\People\Genesis 8 Female\Accessories\MikeD\Rock Jewelry\MAT\Iray"*

- 8 wearable presets for the bracelets (4 for each hand) for each character. These can be found in Content Library in:  
“Your Daz Library\People\Genesis 3 Female\Accessories\MikeD\Rock Jewelry\Bracelets”  
“Your Daz Library\People\Genesis 8 Female\Accessories\MikeD\Rock Jewelry\Bracelets”
- 12 wearable presets for the Necklaces (3 for the necklaces alones, 9 for the combination of each necklace with every pendant for each character. These can be found in Content Library in:  
“Your Daz Library\People\Genesis 3 Female\Accessories\MikeD\Rock Jewelry\Necklaces”  
“Your Daz Library\People\Genesis 8 Female\Accessories\MikeD\Rock Jewelry\Necklaces”
- 10 wearable presets for each ring (for each one of the left or right hand fingers) for each character. Total of 60 wearable presets for the 6 different rings. These can be found in Content Library in:  
“Your Daz Library\People\Genesis 3 Female\Accessories\MikeD\Rock Jewelry\Ring 01”  
“Your Daz Library\People\Genesis 3 Female\Accessories\MikeD\Rock Jewelry\Ring 02”  
“Your Daz Library\People\Genesis 3 Female\Accessories\MikeD\Rock Jewelry\Ring 03”  
“Your Daz Library\People\Genesis 3 Female\Accessories\MikeD\Rock Jewelry\Ring 04”  
“Your Daz Library\People\Genesis 3 Female\Accessories\MikeD\Rock Jewelry\Ring 05”  
“Your Daz Library\People\Genesis 3 Female\Accessories\MikeD\Rock Jewelry\Ring 06”  
“Your Daz Library\People\Genesis 8 Female\Accessories\MikeD\Rock Jewelry\Ring 01”  
“Your Daz Library\People\Genesis 8 Female\Accessories\MikeD\Rock Jewelry\Ring 02”  
“Your Daz Library\People\Genesis 8 Female\Accessories\MikeD\Rock Jewelry\Ring 03”  
“Your Daz Library\People\Genesis 8 Female\Accessories\MikeD\Rock Jewelry\Ring 04”  
“Your Daz Library\People\Genesis 8Female\Accessories\MikeD\Rock Jewelry\Ring 05”  
“Your Daz Library\People\Genesis 8 Female\Accessories\MikeD\Rock Jewelry\Ring 06”
- 109 Texture maps. Base/Diffuse: 28 maps, Metallic: 8 maps, Glossiness: 16 maps, Specular: 17 maps, Roughness: 14, Height: 11 maps, Normal: 14 maps, Environment: 1 map. These can be found in:  
“Your Daz Library\Runtime\Textures\MikeD\ Rock\_Jewelry\_Female\_3\_8”

### Props specifications:

#### 1) Bracelets:

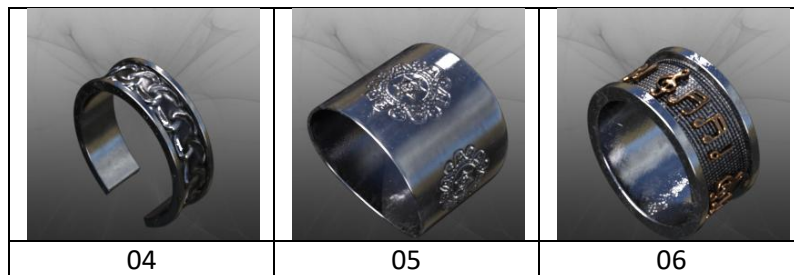


There are wearable presets for each figure for the left and for the right hand:




(Same for the other bracelets)

#### 2) Rings:




There are wearable presets for each figure for the left and for the right hand, for each figure individually:



(Same for the other rings)


**Color Change:**

You can select the color of the eyes of the crystal color of the Ring 02 by the Transmitted color of the corresponding surfaces.

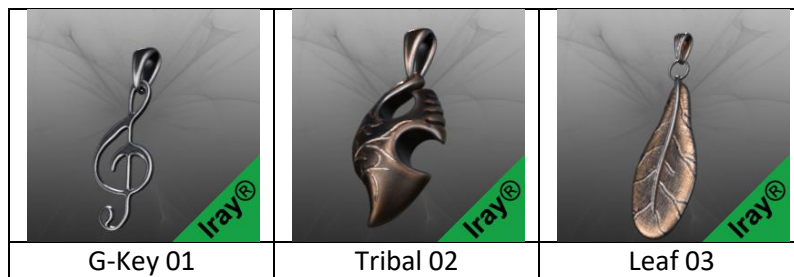




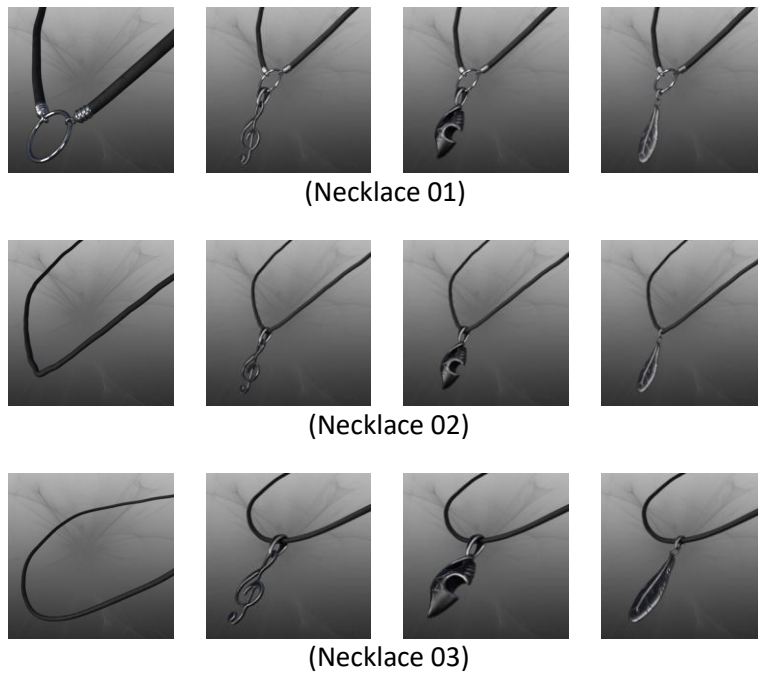
## 2) Necklaces and Pendants:



With the attaching pendants to the necklaces 01, 02 and 03:



There are wearable presets for each figure for the necklaces alones and for the combination of each necklace with every pendant:



- Actor/Adjustments

**Necklace 01, 02 and 03:**

- Collarbone Hollow
- Neck Expand L
- Neck Expand R
- Neck Out
- Neck Wider
- Expand All

- Actor/Styling

**Necklace 01 and 02:**

- Lower Part Rotate L
- Lower Part Rotate R
- Lower Part Swing Up/Down
- Lower Part Twist L
- Lower Part Twist R
- Upper Part Swing Up/Down
- Upper Part Twist L
- Upper Part Twist R
- Straighten

**Necklace 03:**

- Swing Up/Down
- Twist L
- Twist R

- All necklaces support the next DAZ morphs:

**Genesis 3:**

- Bodybuilder size
- Heavy
- Emaciated
- Fitness Size (Necklaces 01 and 02)
- Voluptuous (Necklaces 01 and 02)
- Victoria 7
- Olympia 7
- Rune 7
- Teen Josie 7
- Lilith 7
- Karen 7
- Bethany 7
- Arabella 7

**Genesis 8:**

- Bodybuilder size
- Heavy
- Emaciated
- Fitness Size (Necklaces 01 and 02)
- Voluptuous (Necklaces 01 and 02)
- Alexandra 8
- Charlotte 8
- Eva 8
- Gia 8
- Latonya 8
- Mabel 8
- Mey Lin 8
- Monique 8
- Olympia 8
- Penny 8
- Stephanie 8
- Victoria 8
- Zelara 8
- Girl 8

The pendants attached to the necklaces may need adjustments when the above morphs are applied to the figure.



**Parent other props**

You can parent your own pendant props to the necklaces. If you load in the “MDRJF Necklace 01 with Pendant”, the “MDRJF Necklace 02 with Pendant”, or the “MDRJF Necklace 03 with Pendant”, you will notice that there is a link to the “Chest Upper” bone of each necklace. The pedants are attached to that “link”. You can unparent them and parent your own prop to that “Link”. Then it will follow the moves of your necklaces.

**Rock Jewelry for Genesis 3 and 8 Female(s) - 2018**

**MikeD**

[www.mikededes.com](http://www.mikededes.com)